4位继电器模块

4点リレーモジュール
4 bit Relay Module

Y400/Y400-P
Y400-C/Y400-P-C

Y401/Y401-P
Y401-C/Y401-P-C

专利 | CE | RoHS | EU指令 | 省空间 | PLC

Y400专利号：201230190084.1

有关符合EU指令的产品请参阅附-35

询问胜蓝
0755-8886 0059

当日出货

特点 Features

* Y400/Y400-P采用5位端子台作输入端，单排端子台作输出端，每个输出触电均有独立的COM口。
* Y401/Y401-P采用10P MIL连接器作输入端，单排端子台作输出端，每个输出触电均有独立的COM口。
* 此两款继电器线圈带浪涌抑制回路，延长了继电器模组寿命，将线路电磁干扰降到最小；采用4位继电器模组，体积减少到最小；采用LED动作显示，各输入输出端状态一目了然；使用panasonic Pa系列继电器；配合本公司本系列其它产品，完全实现高效率省配线的连接。

* Y400/Y400-Pが5点端子台を入力側にして、単段端子台は出力側にして、それぞれの感電出力は各COMポートがあります。
* Y401/Y401-Pが10P MIL コネクタを入力側にして、単段端子台は出力側にして、それぞれの感電出力は各COMポートがあります。
* このニタイプのリレーコイルはサージ制限回路が付け、リレーの寿命を延ばされ、回路のEMIは小さくされます；４点リレーモジュールを採用して、最も省スペース；LED動作表示を採用して、各出力入力側状態ははっきり見えます；Panasonic Paシリーズリレーを採用しています；当社の本シリーズ他の産品に合わせて、高効率省配線の連接が実現できます。

* Y400/Y400-P utilizes a 5 terminal station as the input end and a single-strip terminal black as the output end , output of electric shock are independent of each COM port.
* Y401/Y401-P utilizes a 10P MIL connector as the input end and a single-strip terminal black as the output end ,output of electric shock are independent of each COM port.
* The two relay coils have a surge suppressing loop, which prolongs the service life of the relay module and minimizes the electromagnetic interference on the circuit;Utilizes an 4 bit relay module for compact design to save space; Utilizes LED display, so all input and output statuses are visible; Utilizing PA relay series from Panasonic; When used in combination with other series products, it can increase the efficiency of wiring.

注意事项 note

- 订购前请确认负载类型和大小，选择使用合适方式进行控制。
- 触点保护方案请参考本章产品。
- 和PLC连接时，请勿必使用本公司开发的与之对应的专用电缆线。
- Before ordering , please confirm the load type and size, choose the suitable way to control.
- Contact protection scheme ,please refer to this chapter products
- When PLC connection,please be sure to use the company developed and the corr esponding special cable.

适合电线 Suitable wire

1.5 mm²Following/ AWG16；
剥线长度：6mm

选型参考 Type selection reference

型号 Model	Y400/Y400-P Y400-C/Y400-P-C	Y401/Y401-P Y401-C/Y401-P-C
名称 Name	4位继电器模块	4位继电器模块

注：1. 在型号后加"C"为经济型，如"Y400-C"
2. 在型号后加"O"为欧姆龙专用,如"Y400-O"详情请咨询相关销售人员。

Note: 1. Add "C" after the model number for economical type, such as "Y400-C" 2. Add "O" after the model number for Omron's exclusive use, such as "Y400-O", please consult the relevant sales staff for details.

适用PLC Suitable PLC

Panasonic		FP0-C16T/C16CT(OUT) FP0-C16P/C16CP(OUT) FP0-C32T/C32CT/T32CT(OUT) FP0-C32P/C32CP/T32CP(OUT) FP0-E16T/P(OUT) FP0-E32T/P(OUT) FP0-E8YT FP0-E16YT FpΣ-C32(OUT) FpΣ-C28(OUT)
不限	不限	

关联产品 Related products

适用电缆 Suitable cable		X200-1 X210-1 (详情请参阅本目录缆线系列)
继电器配件 Relay accessories	Y920-24 / P.203 Y920-24-C / P.203	Y900-4 / P.203

规格参数 Specifications

输入 Input	操作线圈（继电器的每一点） Relay Coil Specifications		
	额定电压(v) Nominal coil voltage		DC 24V
	额定电流(MA) Nominal operating current		7.5mA
	线圈电阻(Ω) Coil resistance		3200Ω
	动作电压(V) Pick-up Voltage		More70%
	复位电压(V) Drop-out Voltage		Following 5%
	最大容许电压(V) Max. allowable voltage		120%
	额定消耗功率(MW) Nominal operating power		180 MW
输出 Output	开关部（继电器的每一点） Switch Circuit		
	触点规格 Contact Specifications	触点结构 Arrangement	1a
		触点接触电阻(初始) Initial contact resistance	30mΩ(Voltage drop through the DC6V1A France)
		额定控制容量(电阻负载) Nominal switching capacity (resistive load)	5A 250V AC ； 5A 30V DC
		最大允许功率 Max. switching power(resistive load)	1250VA,150W
		最大允许电流 Max. switching voltage	5A
		最大允许电压 Max. switching capacity	250V AC ; 110V DC
		最小适用负载 Min. switching capacity	DC 100mv 100uA
	COM端	最大允许电流 Max. switching capacity	5A
	寿命 Expected Life	机械寿命 Mechanical	More than 20 million times(Off frequency of 180 times/min)
		电气寿命 Electrial	100,000 times or more(3A 250AC,30VDC,Resistive load)
输出侧对应 Corresponding output Devices			Button Switch,Photoelectric Switch,Solenoid,Indicator, Stepping Servo Motor,etc.

外形图 Dimensions

Y400/Y400-P
Y400-C/Y400-P-C

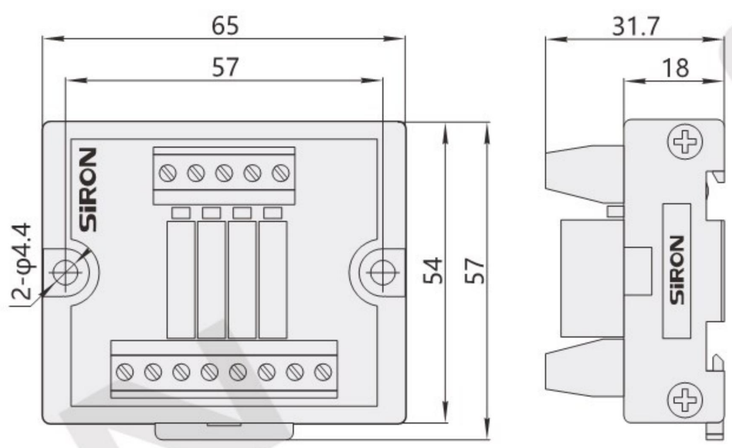

Y401/Y401-P
Y401-C/Y401-P-C

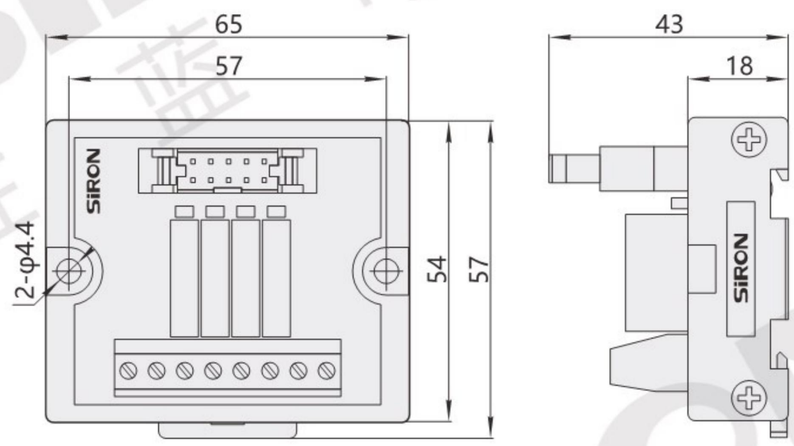

注意： note

- 用2个M4的螺丝可固定在零件安装的地方。建议使用M4X16的螺丝， 螺纹孔深3mm以上。
- 可安装在标准35mm的DIN导轨上
- Screw Mounting:use M4*16 screw,screw hole depth≥3mm.
- DIN Rail Mounting:Standard 35mm DIN RAIL.

配线图 Wiring Diagram

Y400/Y400-C

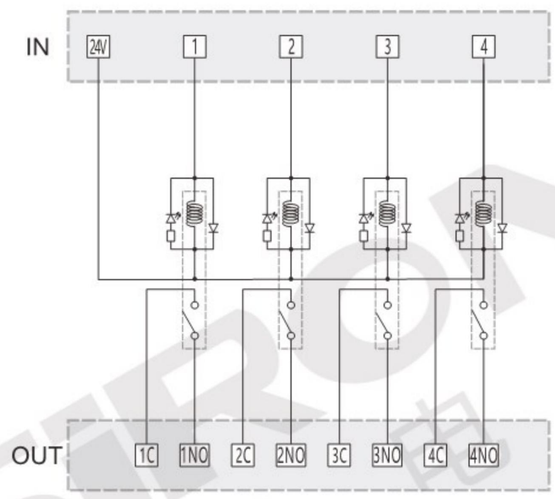

Y400-P/Y400-P-C

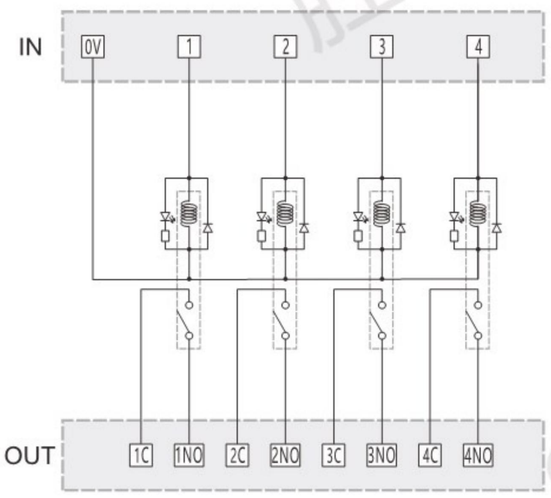

Y401/Y401-C

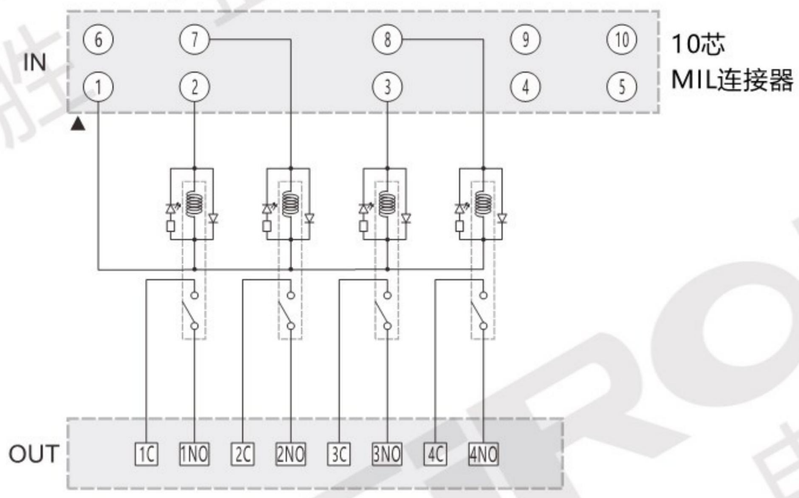

Y401-P/Y401-P-C

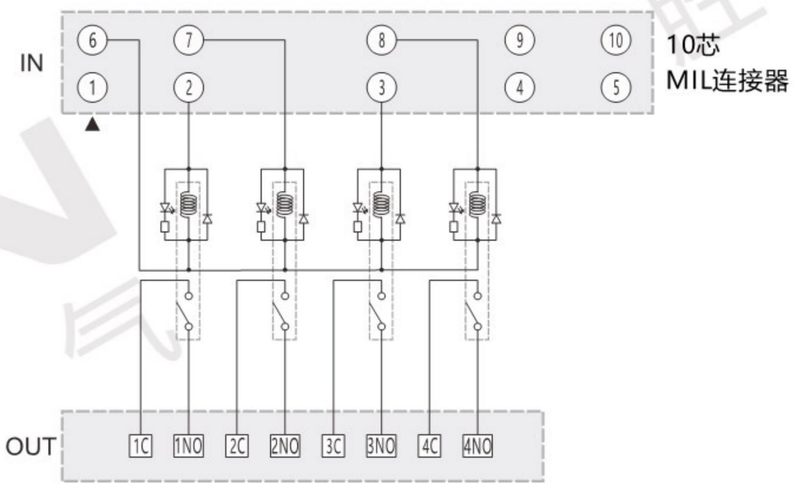

分类
T 总线模块
T 端子台
Y 电气控制
X 连接电缆
D 照明
H 电气配件
P 开关电源
G 辅材配件
F 气动附件